



Activating collaboration between researchers and society: the VERA platform

Caroline Delmazo, OPERAS
Judith Schulte, OPERAS and Max Weber Foundation

Limassol, 4 July
LIBER 2024

OPERAS



This project has received funding under the Horizon Europe Framework Programme under Grant Agreement No 101079608. OPERAS received funding under the Horizon Europe and Horizon 2020 programmes and from its members: www.operas-eu.org/funding-information





Presentation summary:

- ✓ **VERA in a nutshell**
- ✓ **Context 1: COESO project**
- ✓ **Context 2: OPERAS research infrastructure**
- ✓ **What VERA is and what VERA is NOT**
- ✓ **Main features**
- ✓ **VERA and libraries: an important match**

A service for participatory research with the SSH



**Virtual
Ecosystem
for
Research
Activation**




Discover
partners

Manage
projects

Find
funding

Get
visibility





vera
activating research

(While I am talking, feel free to access and explore VERA)

vera.operas-eu.org



vera
activating research

Context 1

The (co)design within the COESO project



Overcoming obstacles that hinder the development of Citizen Science in the SSH

- **Supporting 10 Citizen Science pilots** representing a variety of disciplines, societal challenges and types of engagement with citizens.
- **Collaborating with research funding organizations** to enhance financial support to Citizen Science.
- **Increasing SSH citizen science visibility** by experimenting with blogging and other science communication practices.
- **Developing VERA (Virtual Ecosystem for Research Activation) platform** for the public to manage SSH citizen science projects, find partners, collaborate and find funding: vera.operas-eu.org



(part of the) VERA's design story




Active engaged conversations and/or joint activities with:

- the **European citizen science community**, that is a treasure in terms of projects, networking and capacity building opportunities
- the **science shops/Living knowledge** networks
- **libraries networks** willing to support citizen science
- **SSH research infrastructures**, building on and nurturing our connection with them

Bringing:

- the voice of participatory research in the social sciences and the humanities, that still is underestimated.





Context 2

VERA as part of the OPERAS services catalogue

OPERAS

operas-eu.org

OPERAS is a dynamic and community-driven **Research Infrastructure** that enhances **open scholarly communication** in the **social sciences and humanities (SSH)** across Europe.

It provides services that help **improve how researchers share knowledge**, making Open Science accessible and impactful.

By addressing the fragmented landscape and unique challenges of SSH disciplines, **OPERAS empowers scholars to innovate and collaborate.**

OPERAS



This project has received funding under the Horizon Europe Framework Programme under Grant Agreement No 101079608. OPERAS received funding under the Horizon Europe and Horizon 2020 programmes and from its members: www.operas-eu.org/funding-information

OPERAS Service Catalogue

Discovery
Services



Exploring Social Sciences and Humanities
research in multiple languages

Quality
Assurance
Services



Increasing transparency about peer
review for monographs

Research for
Society Services



Activating participatory research in
Citizen Science

Analytics
Services



Measuring usage and impact of
Open Access content



Finding editorial services for academic
publishing



Fostering research dialogues and
impact through academic blogging



What VERA is

A platform to help people interested in Participatory Research in the **SOCIAL SCIENCES and HUMANITIES (SSH)**

A platform where SSH researchers and other societal actors can **find each other, manage their projects, discover funding opportunities and get more visibility to their projects**

What VERA is NOT

A platform for STEM-only projects

A platform for crowdsourcing



vera
activating research

MAIN FEATURES

Multilingualism matters!



[VERA Hub](#) [Browse projects](#) [Discover people](#) [Find funding](#)  [EN](#)

[+ Create Project](#)



Caroline

Welcome to Vera H

 English

 Italian

 French

 German

 Portuguese

 Polish

 Croatian

 Slovenian

 Spanish

What's happening now on VERA



Log-in/Create account

A screenshot of the VERA website home page. The browser address bar shows 'https://vera.operas-eu.org/en/home'. The navigation menu includes 'VERA Hub', 'Browse projects', 'Discover people', and 'Find funding'. Two red arrows point to the 'Log in' and 'Create account' buttons in the top right. The main content area features the heading 'Enabling collaborative research with and for society' and a 'Get started' button. Below this is a grid of images showing people in various settings. A large grey box on the right contains the text 'Reporting any issues' with a red arrow pointing to a 'Report an Issue' button at the bottom right of the page.

← → ↻ 🏠 <https://vera.operas-eu.org/en/home> 🔍 🌟 📌 📄 📁 ☰

vera [VERA Hub](#) [Browse projects](#) [Discover people](#) [Find funding](#) [Log in](#) [Create account](#)


Enabling collaborative research with and for society

VERA empowers participatory research in Social Sciences and Humanities by making it easy to create a diverse team, find funding, work together and share with the world

[Get started](#)

Reporting any issues

[Report an Issue](#)



Profile



The screenshot shows the Vera Hub user interface. At the top left is the Vera logo. The navigation bar includes 'VERA Hub', 'Browse projects', 'Discover people', 'Find funding', and a language selector 'EN'. A purple button '+ Create Project' is on the right. The user's profile 'Caroline' is shown with a dropdown menu containing 'View profile', 'My Projects', 'Followed Projects', 'Account Settings', and 'Logout'. A large blue banner reads 'Welcome to Vera Hub'. Below this is a section 'What's happening now on VERA' with a featured project 'Social Reuse of Confiscated Assets' and a 'Report an Issue' button.

vera

VERA Hub Browse projects Discover people Find funding EN + Create Project Caroline

- View profile
- My Projects
- Followed Projects
- Account Settings
- Logout


Welcome to Vera Hub

What's happening now on VERA

Social Reuse of Confiscated Assets

Featured project **Check**

Report an Issue



Profile




VERA Hub Browse projects Discover people Find funding EN

+ Create Project



Caroline Delmazo

 Basic Info

 Advanced

 Network

 Settings

OPERAS ID

The OPERAS ID connected to VERA. Go to your account to change your name, email or profile photo.

cdelmazo

Go to account

Profile Visibility *

Set your profile visibility in the VERA hub. Used for matchmaking purposes.

Public

Collaboration Status

Let others know if you're open to collaborate on a project. Used for matchmaking.

Open to collaboration



VERA Hub Browse projects Discover people Find funding EN

+ Create Project



Caroline Delmazo

 Basic Info

 Advanced

 Network

 Settings

Participatory research focus *

In terms of participatory research, choose the focus you identify with. Used for matchmaking.

Community Member

Academic subjects *

Select up to 5 subjects that interest you or you'd like to learn more about. Used for matchmaking.

Communication Sciences Search for topics to add

Skills

Select up to 5 skills related to your profession or that could be useful for research. Used for matchmaking.

Communication Community Engagement Management Search for skills to add

Interests

Select up to 5 interests related to your profession or that could be useful for research. Used for matchmaking.

Report an issue

Browse projects



The screenshot shows the VERA website's 'Projects' page. At the top left is the VERA logo. The navigation bar includes 'VERA Hub', 'Browse projects', 'Discover people', 'Find funding', a language selector set to 'EN', a '+ Create Project' button, and a user profile for 'Caroline'. The main header area has a blue background with the text 'Projects' and 'Find your next collaboration on VERA. Join a project or create your own.' Below this is a 'Create project' button. A search bar with 'Search for projects' and a 'Filters' button is present. The 'Browse projects' section shows two project cards: 'Digital libraries for local development' and 'ABCSI'. A 'Report an Issue' button is visible at the bottom right of the page.

VERA Hub [Browse projects](#) [Discover people](#) [Find funding](#) EN [+ Create Project](#) Caroline

Projects

Find your next collaboration on VERA. Join a project or create your own.

[Create project](#)

Filters Search for projects X Sort by Most recent (updated) v

Browse projects Public projects 17 out of 102 Looking for collaborators 5

Digital libraries for local development
Created on : 20/05/2024 1 collaborator

ABCSI
Created on : 15/11/2023 4 collaborators

Project goals


The project empowers local libraries, librarians and citizens through the



Renderere disponibile nel rispetto dei principi FAIR materiale originale, ricco e

[Report an Issue](#)

Project's page



vera VERA Hub Browse projects Discover people Find funding EN + Create Project  Caroline



AGORAge: Ageing in a Caring Community

5 collaborators 1 academic subject 0 funding

Follow this project

Created on: 25/01/2023
Last update: 15/02/2024

Academic subjects

Social Anthropology and Ethnology


Language

English Italian Spanish: Castilian

What is this project about?

AGORAge is a citizen science project that promotes a process of social intervention, to encourage the inclusion in their neighbourhoods of older people who live in nursing homes and senior cohousing. By leveraging on relationships and actions of mutual aid and support as a vehicle of reciprocal responsibility and social safeness (Gilbert, 2000, 2009), the focus will be on creating a sense of belonging to a neighbourhood, which seems to play a significant role in favouring psychological well-being. Therefore, emphasis will be placed on relationships as privileged channels for creating a community that is not only inclusive but also caring. The team is composed by researchers from Rovira i Virgili University and MARC (Medical Anthropology Research Center) and professionals from ISRAA (Istituto per Servizi di Ricovero e Assistenza agli Anziani)

Report an Issue



Project's page & team



The screenshot shows the VERA Hub interface. At the top, there are navigation links: "VERA Hub", "Browse projects", "Discover people", "Find funding", and "EN". A "Create Project" button and a user profile icon for "Caroline" are also visible. The main content area includes "Project goals", "Useful links" (with a URL: <https://agingsci.hogrefes.com/>), and "The team" section. The "The team" section features a profile for "Isabella Riccò", Project Manager, with a "View profile" button. Below this, there are "Other team members" represented by small circular icons. At the bottom, there is a "Last project diary post" section and a "Report an issue" button.

The screenshot shows the VERA profile page for Isabella Riccò. At the top, there are navigation links: "VERA Hub", "Browse projects", "Discover people", "Find funding", and "EN". A "Create Project" button and a user profile icon for "Caroline" are also visible. The main content area features a profile card for "Isabella Riccò", Academic, with a "View profile" button. Below the profile card, there is a "Bio" section with text: "Social scientist with a Ph.D. in Medical Anthropology, adjunct professor at Rovin University and research assistant at UOC university. Since 2017 she has worked on several international projects on the following topics: aging, co-creation and participatory methodology, citizen science, digitalization and education. She is currently co-coordinating the project ADORAge: Aging in a Caring Community (part of the H2020-02530 project) on community care and older people." Below the bio, there is a "Time commitment: 10 hours per week" and "Preferred roles: Researcher". At the bottom, there are sections for "Academic subjects", "Skills", "Interests", and "Links". A "Report an issue" button is located at the bottom right.

Create a project



The screenshot shows the VERA Hub website interface. At the top left is the VERA logo. The navigation bar includes links for 'VERA Hub', 'Browse projects', 'Discover people', 'Find funding', and 'EN'. A purple button labeled '+ Create Project' is highlighted with a red arrow. To the right of the button is a user profile for 'Caroline'. Below the navigation bar is a large blue banner with the text 'Projects' and 'Find your next collaboration on VERA. Join a project or create your own.' A white button labeled 'Create project' is centered in the banner. Below the banner is a search bar with 'Filters', a search input field containing 'Search for projects', and a 'Sort by' dropdown menu set to 'Most recent (updated)'. Underneath is a 'Browse projects' section with two filters: 'Public projects 17 out of 103' and 'Looking for collaborators 5'. Two project cards are visible: 'Digital libraries for local development' (created 20/05/2024, 1 collaborator) and 'ABCSI' (created 15/07/2023, 4 collaborators). A 'Report an Issue' button is located in the bottom right corner.

Create a project



vera

VERA Hub Browse projects Discover people Find funding EN + Create Project Caroline

Start to create your project

Give a name to your project

Insert the name of your project!

You can always change your project info later!

Create project

Report an Issue

Create a project

A screenshot of the Vera website's 'Build your project roadmap' modal window. The modal is centered and has a white background with a grey border. It contains the following text and elements:

- Build your project roadmap** (with a close 'x' button)
- Text: "After completing your tasks, simply check the field to witness the progress bar of your project grow, signifying an improvement in your overall project advancement."
- Connect. Collaborate for project success**
- Text: "Invite team members and discuss project details using our suggested tools"
- Two options with radio buttons and dropdown arrows:
 - Create your team
 - Select your communication tools
- Manage and develop your project**
- Text: "Provide project details. Keeping this information up-to-date is crucial for effective project management"
- Two options with radio buttons and dropdown arrows:
 - Fill out project details
 - Select your management and planning tools

The background shows a blurred view of the Vera website interface, including a navigation menu on the left with items like Home, Diary, Messages, Team, and Funding. A red arrow points from the left towards the 'Open roadmap' button in the background.

Create a project



The screenshot shows the 'Basic info' section of the project creation form. The left sidebar contains navigation options: Home, Diary, Messaging, Team, Funding, Tools, and Settings. The main content area includes tabs for 'Project details', 'Data & sharing', 'Project activities', and 'Project Status'. The 'Project name' field is highlighted with a red arrow. Below it is a 'Description' text area. At the bottom of this section are fields for 'Project contact person' and 'Project contact email', with a 'Report an issue' button to the right.

The screenshot shows the 'Project visibility' section of the project creation form. It features two radio button options: 'Private' (selected) and 'Public'. Below this is the 'Project focus' section, which includes a text area for project details and a search field for 'Academic subjects'. A 'Report an issue' button is located at the bottom right.

Keep scrolling down



Create a project, get visibility



vera

VERA Hub Browse projects Discover people Find funding EN + Create Project Caroline

Project progress 0%

Open the roadmap to build your project.

Open roadmap

or

Restart the guide

Home

Diary

Messaging

Team

Funding

Tools

Settings

Project details **Data & sharing** Project activities Project Status

Integrations

Choose additional services to share your project with. By activating an integration with a service you agree to share information about your project, with the possibility of your project being published on that service.

Once an integration is activated, your shared project data **will not be deleted** without contacting administrators of that service. Deactivate the integration if you wish to stop synchronization of further project updates

GoTriple.eu <https://gotriple.eu/>

EU-citizen.science <https://eu-citizen.science/>

Save

Report an Issue

Create a project



The screenshot shows the VERA Hub interface. At the top left is the VERA logo. The top navigation bar includes links for 'VERA Hub', 'Browse projects', 'Discover people', 'Find funding', a language selector 'EN', a '+ Create Project' button, and a user profile for 'Caroline'. On the left side, there is a vertical menu with icons and labels for 'Diary', 'Messaging', 'Team', 'Funding', 'Tools' (highlighted with a red arrow), and 'Settings'. The main content area is titled 'Available tools' and lists several categories of tools, each with a list of specific tools and a 'tools' dropdown menu (indicated by a purple arrow):

- Video conference**: Zoom, Google Meet, Whereby, ... (5 tools)
- File storage and sharing**: Dropbox, Google Drive, Box, ... (5 tools)
- Word processor**: Google Docs, Word online, Zoho Writer, ... (5 tools)
- Web communication platform**: Chanty, Microsoft Teams, Rocket Chat, ... (5 tools)
- Calendar**: Google Calendar, Microsoft Calendar (2 tools)
- Blog**: Wordpress, Write.as, Medium, ... (5 tools)
- Email**: Gmail, Microsoft Outlook, Mailfence, ... (4 tools)

At the bottom right of the interface, there is a 'Report an Issue' button.

Create a project



The screenshot shows the VERA Hub interface. At the top, there is a navigation bar with the VERA logo, links for 'VERA Hub', 'Browse projects', 'Discover people', 'Find funding', and a language selector 'EN'. A 'Create Project' button and a user profile for 'Caroline' are also visible. A sidebar on the left contains navigation options: Home, Diary, Messaging, Team, Funding, and Tools. The main content area is titled 'Available tools' and lists several tools: 'Video conference' (Zoom, Google Meet, Whereby...), 'Zoom', 'Google Meet', and 'Whereby'. Each tool entry includes a brief description and an '+ Add to project' button. A red arrow points to the '+ Add to project' button for Zoom. At the bottom right, there is a 'Report an Issue' button.

The 'Project toolbox' modal window is shown, allowing users to integrate and manage tools for their project. It features a 'Zoom' tool icon highlighted with a red box. Below the toolbox, there is a section titled 'Manage your Zoom links' with a button to 'Add link' and a status indicator showing '0 links saved for this tool'.

Create a project, find partners



vera VERA Hub Browse projects Discover people Find funding EN + Create Project Caroline

It is fake! A network to fight disinformation.

Private View project page

Project progress 0%
Open the roadmap to build your project.
Open roadmap
or
Restart the guide

Home Diary Messaging **Team** Funding

Team management Matchmaking

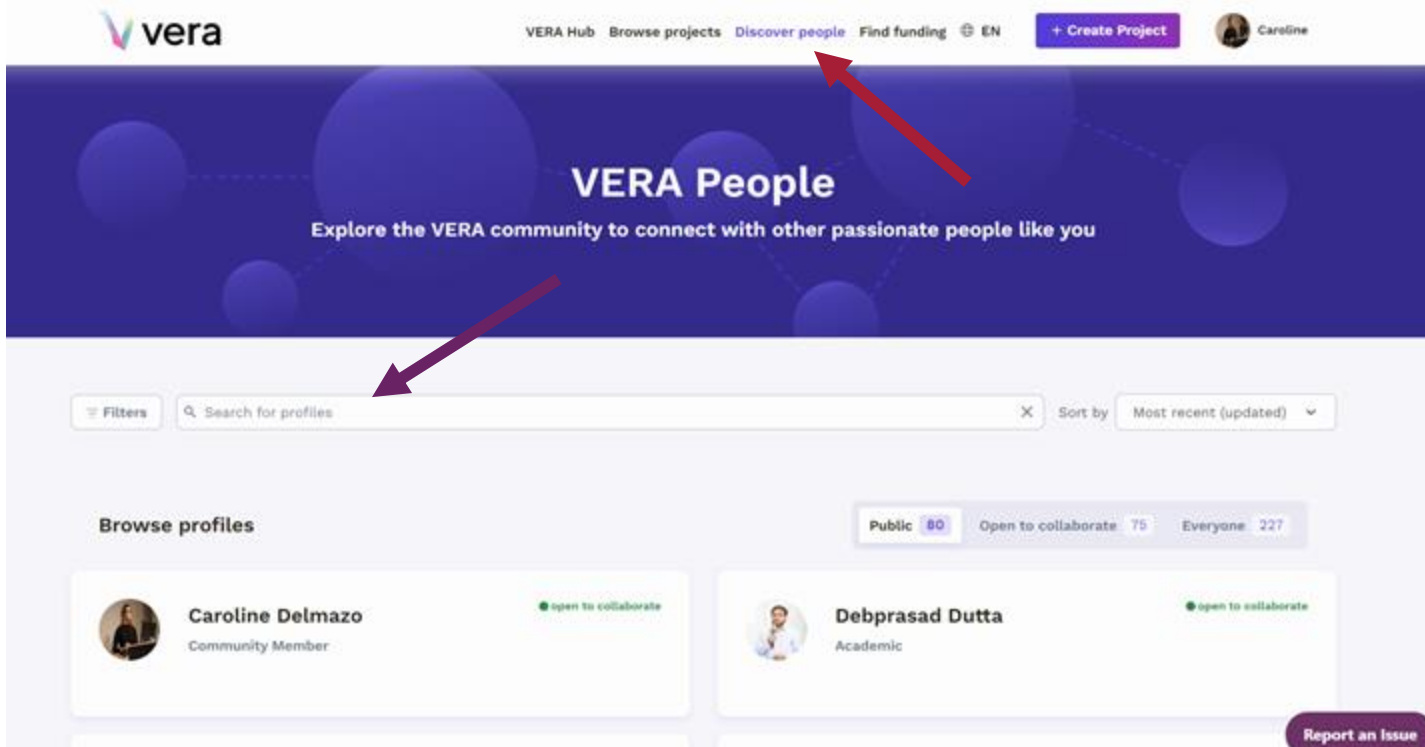
Find the perfect addition to your team with VERA matchmaking
Discover VERA users to complement your project. Browse suggestions and invite them on board. It's time to bring your dream team to life!

VERA matchmaking
Activate this toggle to view suggested users for your team based on your project details. If you want to stop receiving suggestions, simply deactivate this toggle.


GoTriple suggestions
Extend your recruiting capabilities even more with suggestions from fellow OPERAS platform GoTriple(<https://www.gotriple.eu/>)

Abandon project Report an Issue

Find partners!



The screenshot shows the VERA People page. At the top left is the VERA logo. The navigation bar includes 'VERA Hub', 'Browse projects', 'Discover people' (highlighted with a red arrow), 'Find funding', 'EN', and a '+ Create Project' button. A user profile for 'Caroline' is visible in the top right. The main header area is dark blue with the text 'VERA People' and 'Explore the VERA community to connect with other passionate people like you'. Below this is a search bar with a 'Filters' button, a search input field containing 'Search for profiles', and a 'Sort by' dropdown menu set to 'Most recent (updated)'. The 'Browse profiles' section shows two profile cards: 'Caroline Delmazo' (Community Member) and 'Debraspad Dutta' (Academic), both with a green 'open to collaborate' indicator. A 'Report an Issue' button is located at the bottom right.











Find partners!




Browse profiles

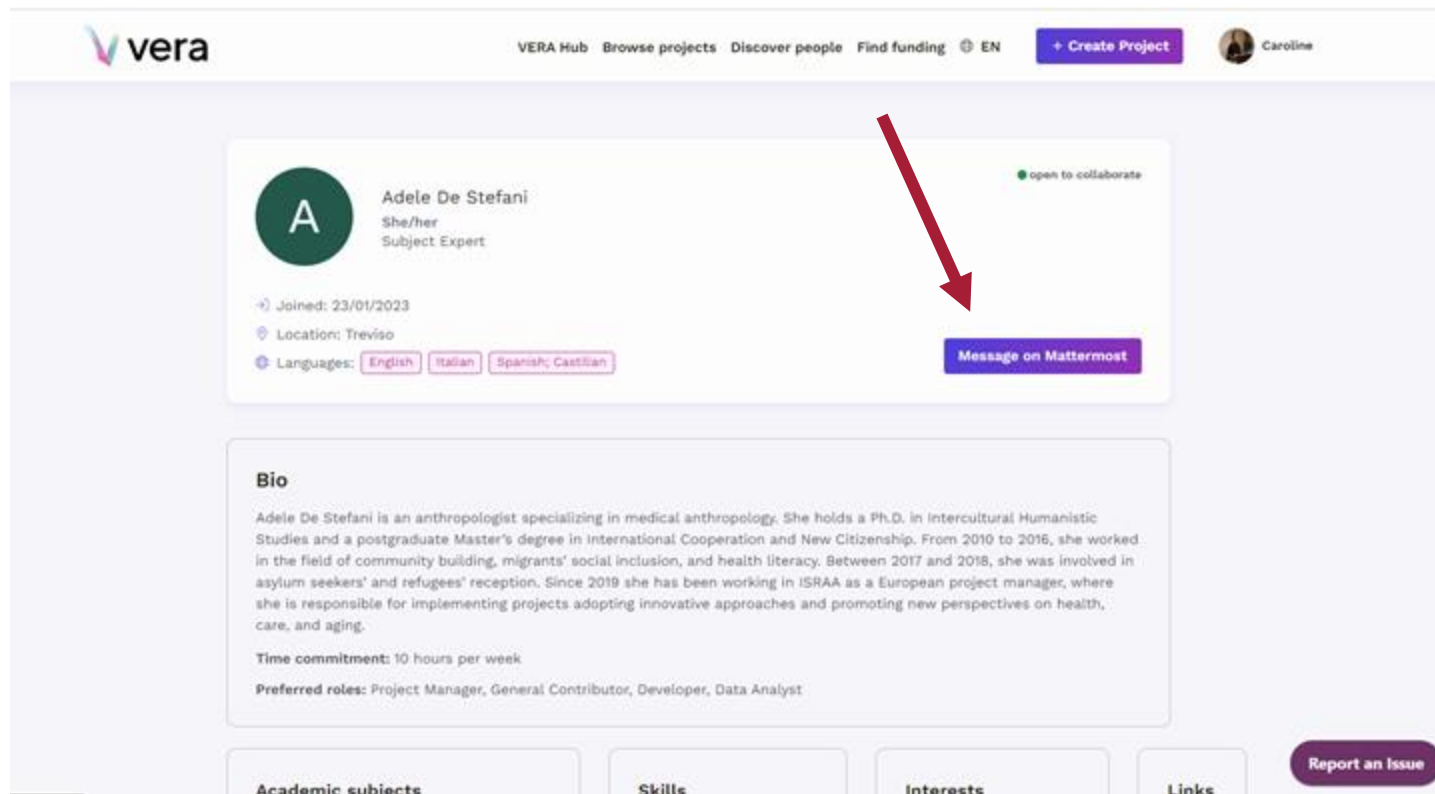
Public 80 Open to collaborate 75 Everyone 227

 Caroline Delmazo Community Member	 Deprasad Dutta Academic
 Marina Vidović Krušić Academic	 Andrei-Dragos Popescu Academic
 Kathirvel Ayyaswamy Academic	 Nelson Henrique Da Silva Ferreira Academic
 Stefan Wiederkehr Academic	 Adele De Stefani Subject Expert

[Report an Issue](#)



Find partners!



The screenshot shows the VERA profile page for Adele De Stefani. At the top, the VERA logo is on the left, and navigation links for 'VERA Hub', 'Browse projects', 'Discover people', 'Find funding', and 'EN' are in the center. On the right, there is a '+ Create Project' button and a user profile for 'Caroline'. The main profile card for Adele De Stefani includes a green circular profile picture with the letter 'A', her name, gender 'She/her', and title 'Subject Expert'. A green dot and the text 'open to collaborate' are in the top right of the card. A red arrow points to a purple 'Message on Mattermost' button. Below the profile card is a 'Bio' section with a paragraph of text, 'Time commitment: 10 hours per week', and 'Preferred roles: Project Manager, General Contributor, Developer, Data Analyst'. At the bottom, there are tabs for 'Academic subjects', 'Skills', 'Interests', and 'Links', along with a purple 'Report an Issue' button.

vera

VERA Hub Browse projects Discover people Find funding EN + Create Project Caroline

A Adele De Stefani
She/her
Subject Expert

open to collaborate

Joined: 23/01/2023
Location: Treviso
Languages: English Italian Spanish; Castilian

Message on Mattermost

Bio

Adele De Stefani is an anthropologist specializing in medical anthropology. She holds a Ph.D. in Intercultural Humanistic Studies and a postgraduate Master's degree in International Cooperation and New Citizenship. From 2010 to 2016, she worked in the field of community building, migrants' social inclusion, and health literacy. Between 2017 and 2018, she was involved in asylum seekers' and refugees' reception. Since 2019 she has been working in ISRAA as a European project manager, where she is responsible for implementing projects adopting innovative approaches and promoting new perspectives on health, care, and aging.

Time commitment: 10 hours per week

Preferred roles: Project Manager, General Contributor, Developer, Data Analyst

Academic subjects Skills Interests Links

Report an Issue

Discover funding opportunities for SSH



vera VERA Hub Browse projects Discover people **Find funding** EN + Create Project Caroline

Latest opportunities from Fundit

Powered by Fundit.fr

Don't see the funding opportunity you're looking for?

Browse suggestions

Only citizen science related 25 All 178

Chaires franco-allemandes

Deadline: in 6 days

Institute
Université franco-allemande (UFA)

RadoNorm Call for travel grant

Deadline: in 6 days

Institute
European Commission

PHC Balaton | Coopération scientifique franco-hongroise

Deadline: in 10 days

Institute
Campus France, National Research, Development and Innovation Office (Hungary) (NKFIH), Ministry of Human Resources (Hungary) (EMM), Ministry

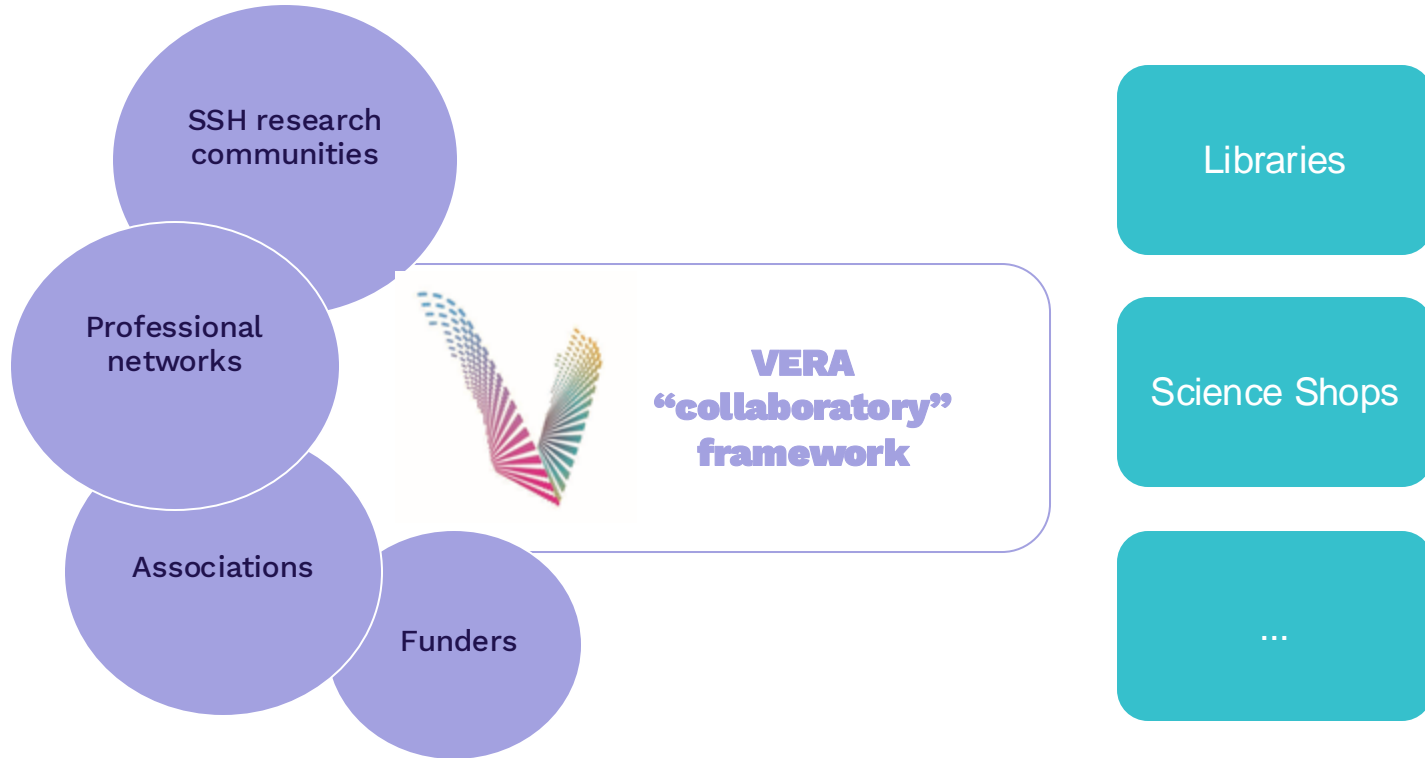
[Report an Issue](#)



vera
activating research

VERA and libraries: an important match

Bridging the digital and physical places





VERA can help libraries in their work of supporting citizen science:

- finding projects
- connecting people
- helping projects to scale

How can we improve VERA? Let's **collaborate** and further develop VERA together!

Do you need training on participatory research in the Social Sciences and Humanities? We can help as well.



Sources for this presentation

Caliman, L. (2024, May, 6) *Mãos à obra: a plataforma VERA para projetos de ciência participativa*. In: *Comunidades de Ciência Aberta na UC 2024*.

Lombardo, T. (2024, January 16). VERA, the Virtual Ecosystem for Research Activation [Webinar]. In ECSA European Citizen Science Association.

<https://www.youtube.com/watch?v=9hXxmDpd5kM>

Smaniotta, A., & Achenbach, K. (2023). Designing an infrastructural service to bridging the open science ecosystem and society: The examples of the COESO project and the VERA hub. *Septentrio Conference Series*, (1).

<https://doi.org/10.7557/5.7167>



This project has received funding under the Horizon Europe Framework Programme under Grant Agreement No 101079608. OPERAS received funding under the Horizon Europe and Horizon 2020 programmes and from its members: www.operas-eu.org/funding-information





Join our community! vera.operas-eu.org

OBRIGADA! Questions?

carol.delmazo@operas-eu.org

OPERAS



This project has received funding under the Horizon Europe Framework Programme under Grant Agreement No 101079608. OPERAS received funding under the Horizon Europe and Horizon 2020 programmes and from its members: www.operas-eu.org/funding-information

